



Paper Type: Original Article

## On Analysis of Oscillations of a Multilayer Structures

Evgeny L. Pankratov\* 

Nizhny Novgorod State Agrotechnical University, 97 Gagarin avenue, Nizhny Novgorod, 603950, Russia; elp2004@mail.ru.

### Citation:

Received: 27 March 2025

Revised: 05 May 2025

Accepted: 14 June 2025

Pankratov, E. L. (2025). On analysis of oscillations of a multilayer structures. *Journal of civil aspects and structural engineering*, 2(3), 206-211.

### Abstract

In this paper we introduce an approach to increase sound-insulation by using a multilayer building construction. As an example of such analysis we consider sound processing of multilayer enclosing and load-bearing constructions to increase sound-insulating. We also introduce an analytical approach for analysis of the considered processes.

**Keywords:** Sound-insulation of building constructions, Analytical approach for prognosis.

## 1 | Introduction

High rates of development of construction equipment create the necessary prerequisites for the design and construction of buildings and other structures of elements that have significant strength and stability with low weight and small thickness [1–8]. At the same time, the development of technology leads to the emergence of more powerful machines and to increasing number of vehicles, which leads to increasing of noise in populated areas, civil and industrial buildings. Acoustic improvement of premises becomes an actual problem of each design and construction of each building [9–13].

In the framework of solving of this problem, the problem of the sound- insulating ability of the enclosing and supporting structures is first of all solved. To solve the problem, it is necessary to analyze the sound effect on the structure. In the framework of this paper we analyzed sound- insulating enclosing and load-bearing building constructions. We will analyze this effect using the example of transverse oscillations of a multilayer construction under influence of a plane sound wave perpendicular to the interface between the layers of the plate construction. The qualitative structure of the considered construction is presented in *Fig. 1*.

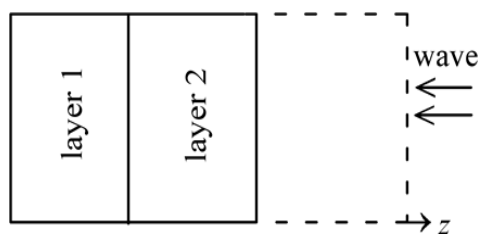


Fig. 1. Structure of the considered construction.

## 2 | Method of Solution

Oscillations in the considered multilayer construction have been determined by solution of the following wave equation.

$$\frac{\partial^2 u(x, y, z, t)}{\partial t^2} = F(x, y, z, t) + \frac{E(z)}{\rho(z)[1 - \sigma(z)]} \frac{\partial^2 u(x, y, z, t)}{\partial x^2} + \frac{E(z)}{\rho(z)[1 - \sigma(z)]} \frac{\partial^2 u(x, y, z, t)}{\partial y^2} + \frac{\partial}{\partial z} \left[ \frac{E(z)}{\rho(z)[1 - \sigma(z)]} \frac{\partial u(x, y, z, t)}{\partial z} \right], \quad (1)$$

where  $E(z)$  is the modulus of elasticity;  $\rho(z)$  is the density of materials of the considered structure;  $\sigma(z)$  is the Poisson ratio,  $u(x, y, z, t)$  is the displacement of the points of the structure during oscillations;  $F(x, y, z, t)$  is the external processing (Knock, sound wave, etc.);  $L_x$ ,  $L_y$  and  $L_z$  are the dimensions of the considered structure in the directions indicated in the indices;  $x$ ,  $y$  and  $z$  are spatial coordinates;  $t$  is the current time. Let us consider the case when the edges of the structure are rigidly fixed and there is no effect on it at the time of the beginning of the considerate processing. Then the boundary and initial conditions for Eq. (1) could be written in the following form

$$\left. \frac{\partial u(x, y, z, t)}{\partial x} \right|_{x=0} = 0, \quad \left. \frac{\partial u(x, y, z, t)}{\partial x} \right|_{x=L_x} = 0, \quad \left. \frac{\partial u(x, y, z, t)}{\partial y} \right|_{y=0} = 0, \quad \left. \frac{\partial u(x, y, z, t)}{\partial y} \right|_{y=L_y} = 0, \quad (2)$$

$$u(x, y, z, 0) = 0.$$

Now let us to solve the Eq. (1) using the method of averaging functional corrections [14]. In the framework of the method to obtain the first-order approximation of the desired function  $u(x, y, z, t)$  one shall replace on the not yet known average value  $\alpha_1$  in the right-hand side of the Eq. (1). Then the equation for the first-order approximation of the function  $u(x, y, z, t)$  takes the form

$$\frac{\partial^2 u_1(x, y, z, t)}{\partial t^2} = F(x, y, z, t). \quad (3)$$

Integration of the both sides of Eq. (3) on time leads to the following result

$$u_1(x, y, z, t) = \int_0^t (t - \tau) F(x, y, z, \tau) d\tau. \quad (3.1)$$

The not yet known average value  $\alpha_1$  of the function  $u(x,y,z,t)$  should be determined using the standard relation

$$\alpha_1 = \frac{1}{L_x L_y L_z \Theta} \int_0^{\Theta} \int_0^{L_x} \int_0^{L_y} \int_0^{L_z} u_1(x,y,z,t) dz dy dx dt, \quad (4)$$

where  $\Theta$  is the continuance of observation of the oscillation in the considered structure. Substitution of the Relation (3.1) into (4) leads to the following result

$$\alpha_1 = -\frac{1}{2L_x L_y L_z \Theta} \int_0^{\Theta} \int_0^{L_x} \int_0^{L_y} \int_0^{L_z} t^2 F(x,y,z,\tau) dz dy dx d\tau. \quad (4.1)$$

The second-order approximation of the function  $u(x,y,z,t)$  was calculated by replacing of the considered function in the right-hand side of the Eq. (1) on the sum of the approximation of the previous order and the average value of the considered approximation  $\alpha_2$ , i.e. by the sum  $\alpha_2 + u_1(x,y,z,t)$ . Then the equation for the second-order approximation of the function  $u(x,y,z,t)$  takes the form

$$\begin{aligned} \frac{\partial^2 u_2(x,y,z,t)}{\partial t^2} = & F(x,y,z,t) + \frac{E(z)}{\rho(z)[1-\sigma(z)]} \frac{\partial^2 u_1(x,y,z,t)}{\partial x^2} + \frac{E(z)}{\rho(z)[1-\sigma(z)]} \frac{\partial^2 u_1(x,y,z,t)}{\partial y^2} + \\ & \frac{\partial}{\partial z} \left[ \frac{E(z)}{\rho(z)[1-\sigma(z)]} \frac{\partial u_1(x,y,z,t)}{\partial z} \right]. \end{aligned} \quad (5)$$

Solution of the Eq. (5) could be written as

$$\begin{aligned} u_2(x,y,z,t) = & \frac{E(z)}{\rho(z)[1-\sigma(z)]} \int_0^t (t-\tau) \frac{\partial^2 u_1(x,y,z,\tau)}{\partial x^2} d\tau + \frac{E(z)}{\rho(z)[1-\sigma(z)]} \int_0^t (t-\tau) \frac{\partial^2 u_1(x,y,z,\tau)}{\partial y^2} d\tau + \\ & \frac{\partial}{\partial z} \int_0^t \frac{E(z)}{\rho(z)[1-\sigma(z)]} \frac{\partial u_1(x,y,z,\tau)}{\partial z} d\tau + \int_0^t (t-\tau) F(x,y,z,\tau) d\tau. \end{aligned} \quad (5.1)$$

The average value  $\alpha_2$  of the second-order approximation of the considered function  $u(x,y,z,t)$  should be calculated by using the following standard relation [14]

$$\alpha_n = \frac{1}{L_x L_y L_z \Theta} \int_0^{\Theta} \int_0^{L_x} \int_0^{L_y} \int_0^{L_z} [u_n(x,y,z,t) - u_{n-1}(x,y,z,t)] dz dy dx dt, \quad (6)$$

where  $n$  is the order of the required approximation. Substitution of Relations (3.1) and (5.1) into (6) leads to the following result

$$\begin{aligned}
\alpha_2 = & -\frac{1}{2L_x L_y L_z \Theta} \int_0^\Theta t \int_0^{L_x} \int_0^{L_y} \int_0^{L_z} \frac{E(z)}{\rho(z)[1-\sigma(z)]} \frac{\partial^2 F(x, y, z, t)}{\partial x^2} dz dy dx dt - \\
& \frac{1}{2L_x L_y L_z \Theta} \int_0^\Theta t \int_0^{L_x} \int_0^{L_y} \int_0^{L_z} \frac{E(z)}{\rho(z)[1-\sigma(z)]} \frac{\partial^2 F(x, y, z, \tau)}{\partial y^2} dz dy dx dt - \\
& \frac{1}{2L_x L_y L_z \Theta} \int_0^\Theta t \int_0^{L_x} \int_0^{L_y} \int_0^{L_z} \frac{\partial}{\partial z} \left[ \frac{E(z)}{\rho(z)[1-\sigma(z)]} \frac{\partial F(x, y, z, \tau)}{\partial z} \right] dz dy dx dt.
\end{aligned} \tag{6.1}$$

Analysis of the spatio-temporal distribution of the displacement of points of the considered structures during oscillation has been done analytically in the framework of the second-order approximation by the method of averaging the functional corrections. The approximation is usually enough for qualitative analysis and obtaining some quantitative results. The results of the analytical calculations were verified by comparison with results of the direct numerical simulations.

### 3 | Discussion

In this section we analyzed the spatio-temporal distribution of the displacement of the points of the considered multilayer building construction during their oscillations under the influence of a plane wave  $F(x, y, z, t) = A \cdot \exp(i\omega t - k_z z)$ , where  $A$  is the amplitude of the wave,  $k_z$  is the projection of the wave number on the  $Oz$  axis, and  $\omega$  is the wave frequency. *Fig. 1* shows the qualitative spatial distribution of the displacement of points of the considered structure as a function of the coordinates  $x$  and  $y$  at a fixed value of time. *Fig. 2* shows the qualitative spatio-temporal distribution of the displacement of the considered structure points as a function of the coordinate  $z$  and time  $t$  for fixed values of the  $x$  and  $y$  coordinates.

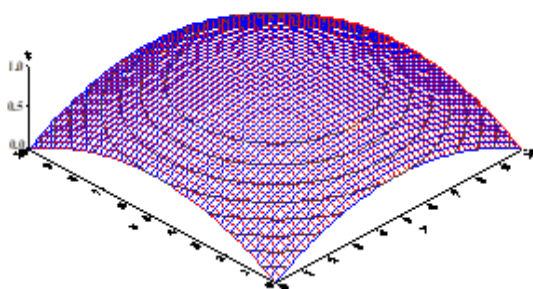


Fig. 2. The qualitative spatial distribution of the displacement of the points of the considered structure as a function of the coordinates  $x$  and  $y$  at a fixed time.

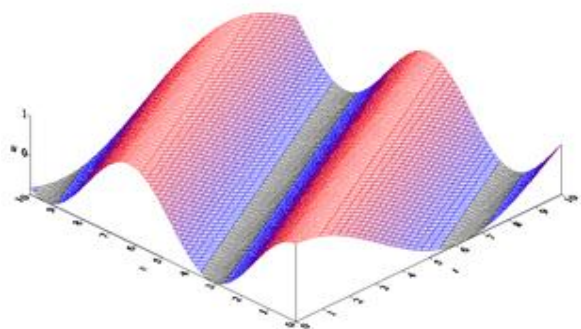


Fig. 3. The qualitative spatio-temporal distribution of the displacement of points of the considered structure as a function of the coordinate  $z$  and time  $t$  for fixed values of the coordinates  $x$  and  $y$ .

Analysis of the spatio-temporal distribution of the considered displacement shows, that compromise between increasing of sound-insulation of by multilayer constructions and increasing of their complications are using two layer structures, which are presented on Fig. 4. These structures consists of load-bearing layer for reflection of received signal (See layer 1 on Fig. 4) and facing layer for absorption of the received signal (See layer 2 on Fig. 4).

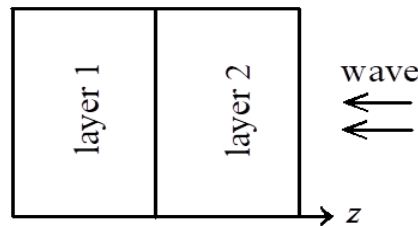


Fig. 4. Optimal multilayer structure for sound-insulation conclusion.

In this paper we introduce a model for prognosis of sound-insulation by a multilayer building construction. To analyze the model we introduce an analytical approach for analysis of oscillations of points of the considered structure during sound processing. We formulate recommendations to increase sound-insulation of the considered constructions.

## Funding

This research was not supported by any external funding agency and was conducted independently.

## Data Availability

This study is theoretical in nature and does not involve experimental or publicly archived data. Relevant equations and methods are fully described within the article.

## References

- [1] Long, L., Kang, H., & Mo, R. (2017). Three-dimensional plastic stress analysis of subsea tunnels: Nonlinear vs. linear-a comparison. *KSCE journal of civil engineering*, 21(1), 178–183. <https://doi.org/10.1007/s12205-016-0453-1>
- [2] Xue, H., & Zhang, S. J. (2018). Relationships between engineering construction standards and economic growth in the construction industry: The case of China's construction industry. *KSCE journal of civil engineering*, 22(5), 1606–1613. <https://doi.org/10.1007/s12205-017-1990-y>
- [3] Cu, V. H., Han, B., Pham, D. H., & Yan, W. T. (2018). Free vibration and damping of a taut cable with an attached viscous mass damper. *KSCE journal of civil engineering*, 22(5), 1792–1802. <https://doi.org/10.1007/s12205-017-1167-8>
- [4] Wen, X., Li, Y., Zhai, J., & Liu, Y. (2018). Study on the cyclic behavior of an UPPC beam with an energy dissipator and a conventional UPPC beam. *KSCE journal of civil engineering*, 22(9), 3504–3511. <https://doi.org/10.1007/s12205-018-0707-1>
- [5] Pisal, A. Y., & Jangid, R. S. (2016). Dynamic response of structure with tuned mass friction damper. *International journal of advanced structural engineering*, 8(4), 363–377. <https://doi.org/10.1007/s40091-016-0136-7>
- [6] Zhang, C., Zayed, T., Hijazi, W., Alkass, S., & others. (2016). Quantitative assessment of building constructability using BIM and 4D simulation. *Open journal of civil engineering*, 6(03), 442. <http://dx.doi.org/10.4236/ojce.2016.63037>
- [7] Gong, Z., Zeng, B., Han, W., & Xue, S. (2017). Discussion on structure design and optimization of building curtain wall. *Open journal of civil engineering*, 7(2), 303–310. <https://doi.org/10.4236/ojce.2017.72020>

- [8] Broujerdian, V., Kaveh, A., & Rahmani, M. (2018). Nonlinear analysis of reinforced concrete membrane elements considering tension stiffening. *Asian journal of civil engineering*, 19(6), 693–701. <https://doi.org/10.1007/s42107-018-0056-x> Keywords
- [9] Nayak, A. N., Satpathy, L., & Tripathy, P. K. (2018). Free vibration characteristics of stiffened plates. *International journal of advanced structural engineering*, 10(2), 153–167. <https://doi.org/10.1007/s40091-018-0189-x>
- [10] Van Long, N., Quoc, T. H., & Tu, T. M. (2016). Bending and free vibration analysis of functionally graded plates using new eight-unknown shear deformation theory by finite-element method. *International journal of advanced structural engineering*, 8(4), 391–399. <https://doi.org/10.1007/s40091-016-0140-y>
- [11] Tran, M. T., Nguyen, V. L., & Trinh, A. T. (2017). Static and vibration analysis of cross-ply laminated composite doubly curved shallow shell panels with stiffeners resting on Winkler--Pasternak elastic foundations. *International journal of advanced structural engineering*, 9(2), 153–164. <https://doi.org/10.1007/s40091-017-0155-z>
- [12] Argilaga, A., Collin, F., Lacarrière, L., Charlier, R., Armand, G., & Cerfontaine, B. (2019). Modelling of short-term interactions between concrete support and the excavated damage zone around galleries drilled in callovo-oxfordian claystone. *International journal of civil engineering*, 17(1), 1–18. <https://doi.org/10.1007/s40999-018-0317-9>
- [13] Zhao, C., Alimardani Lavasan, A., & Schanz, T. (2019). Application of submodeling technique in numerical modeling of mechanized tunnel excavation. *International journal of civil engineering*, 17(1), 75–89. <https://doi.org/10.1007/s40999-018-0318-8>
- [14] Sokolov, Y. D. (1955). About the definition of dynamic forces in the mine lifting. *Applied mechanics*, 1(1), 23–35.